

RUMBLINGS



*Empire City MC's
Monthly Newsletter
April 2026*



How to build an Osprey Nest

The osprey (*Pandion haliaetus*), historically known as sea hawk, river hawk, and fish hawk, is a diurnal, fish-eating bird of prey with a cosmopolitan range. It is a large raptor, reaching more than 60 cm (24 in) in length and a wingspan of 180 cm (71 in).

Last month I had an Opportunity to help to install an Osprey nest in the southern portion of Ocean City NJ. I had no idea what I was in for but this seemed like a very cool idea. The only information I was provided by the person that invited me was to bring waterproof shoes or boots as we would be standing in about a foot of water in the Bay.

Most of the people that were performing this installation were from different communities In the Cape May and Atlantic counties a few were from "Green Teams" from their cities, others were bird watchers, a very eclectic group of people but we all work together. The main person Steve had a lot of



this pre-assembled so that when we were on site we were not drilling sawing or cutting everything was ready to go to be attached and hopefully this will be here for the next 30 years if you're down the neck of the woods it's along Ocean Drive heading south after you leave Ocean City NJ and prior to passing the parking lot of Corson's Inlet Nature Reserve if it would be on the left hand side and easily viewable but hard to get to because it's in the middle of the marsh.

This nest will be monitored by the Audubon Society and if I have any updates I will provide them to you it may take two to three seasons before an Osprey discovers this nest.

Materials List (Standard Design)

Platform (Recommended Size)

- 3 ft x 3 ft (minimum)
- 4 ft x 4 ft preferred for long-term use

Supplies

- Pressure-treated lumber:
 - (2) 2x6 or 2x8 boards for frame
 - (3–4) 1x6 slats for base
- Exterior deck screws (3")
- Galvanized hardware (rust-resistant)
- ½" hardware cloth (optional, for base support)
- Natural nesting material:
 - Sticks, driftwood, corn stalks
- Pole or support:
 - 20–30 ft wooden pole
 - OR 4–6" galvanized steel pole

🔧 How to Build the Nest Platform

1. Build the Frame

- Construct a **square frame** (36"–48").
- Screw corners securely.
- Frame height: 3–4 inches to hold nesting material.

2. Add the Base

- Install slats **with gaps** (1–2") for drainage.
- Optional: staple hardware cloth over slats for added support.

3. Prepare Nest Surface

- Place **10–15 lb of sticks** crisscrossed.
- Add some bark, reeds, or driftwood.
- Do **NOT** use:
 - Wire
 - Plastic
 - Rope
 - Fabric

Ospreys will finish the nest themselves.

🏠 Installing the Platform

Ideal Height

- **20–30 feet above ground or water**
- Taller is better if the area is open

Ideal Location

- ✓ Near water (river, bay, lake, coastal marsh)
- ✓ Wide open area—no overhanging trees
- ✓ Clear flight path on all sides
- ✓ At least **300 feet** from roads or frequent human activity
- ✗ Not near power lines
- ✗ Not near active eagle nests



Pole Installation

- Set pole **6–8 feet deep**
- Use concrete if soil is sandy (very common in South Jersey)
- Ensure pole is **perfectly vertical**

Platform Orientation

- Platform must be **level**
- No need to orient by compass direction, but:
 - Slight southern exposure can help with drying

Optional Enhancements (Highly Recommended)

Predator Guard

- Install a **cone or stovepipe baffle** 6–8 ft below platform
- Prevents raccoons and snakes

Perching Spike

- Install a **short vertical perch** (6–12") on one corner
- Often used by males

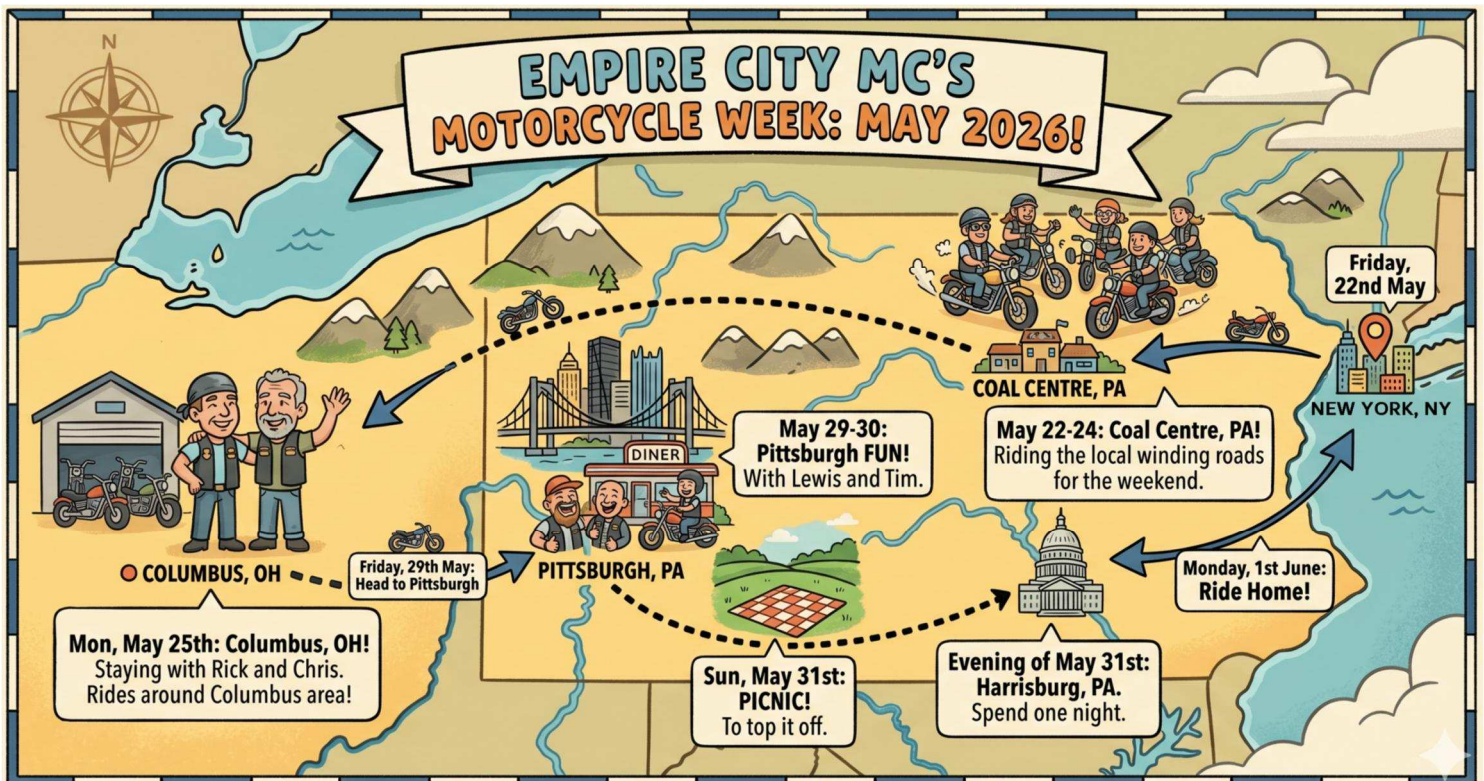
31 Best Timing (NJ & Mid-Atlantic)

- **Install by February** for spring nesting
- Ospreys return **late March–early April**
- If unused after year 1, **leave it up** — adoption may take 2–3 seasons




Empire City MC Motorcycle Week & More!

Attached to this newsletter, on page 5, a single-sided flyer to promote our Motorcycle Week trip! Would you kindly print and post this flyer in gay-friendly bars where bikers hang out, motorcycle shops and other billboards where other bikers might be likely to see it?



Montreal Pride, The Ranch, Hillside Pup Weekend - 7th-16th August 2026

In August, we will make a trip up to Montreal Pride 7th-10th August, followed by a ride to The Ranch in the fingerlakes 10th-13th August, then Leather Pup Weekend at Hillside Campgrounds in Gibson, PA 13th-16th August. All men are welcomed! If you can get to Montreal, The Ranch or Hillside on your own, you need not come by motorcycle – but we will!

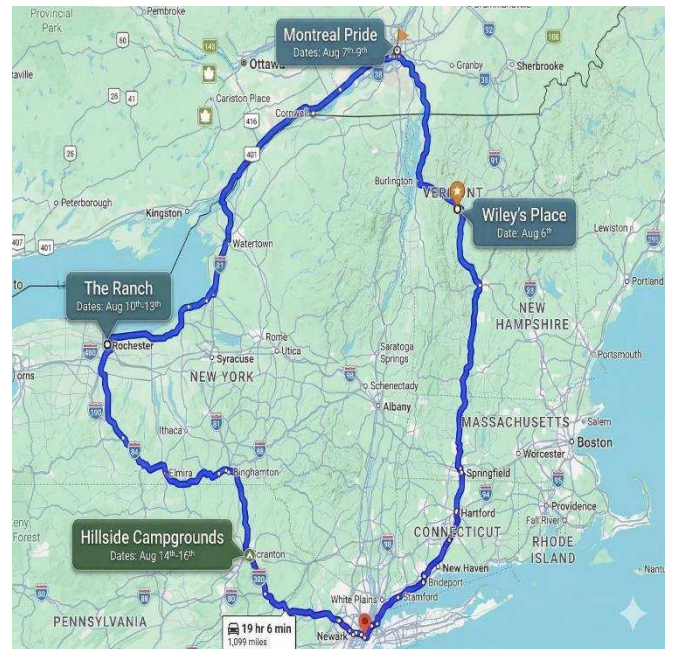


On 7th August, we will “iron butt” it to Montreal and have some fun Friday night, Saturday and watch the parade on Sunday! We will depart Monday morning to head to Rochester, NY where we will have dinner and then arrive at The Ranch in Hemlock, NY in the beautiful fingerlakes area! We will spend Tuesday and Wednesday riding around the New York fingerlakes area. On Thursday, we’ll ride 3 hours to Hillside Campgrounds, a day before Leather Pup Weekend commences – allowing all in our group to chill the night before!

You must purchase a 2026 Hillside Campgrounds membership card before entering the site. See <https://hillside.camp/> for details and requirements for entering the campground before planning to attend! In addition, you will need to arrange for your own accommodations and any weekend fees for the campground. Hillside is a clothing-optional, male-only space.

You need not commit to the entire ride and you need not arrive by bike.

Check out our calendar for more details, as well as other events and rides: <http://calendar.EmpireCityMC.com>



Events, rides and meetings are in our official calendar. Add our official calendar to your personal calendar by going to <http://calendar.EmpireCityMC.com> then click “add to calendar” in the lower left. Our rides, meetings and events will then appear on your calendar, so you know where to meet up!

Chat with us, and other bikers, on our private ‘Motorcyclists on Signal’ group. Install Signal on your mobile phone and then click here to join the private, encrypted channel: <https://bit.ly/motonsig>




ECMC membership information is available on our website at www.EmpireCityMC.com - view our constitution, bylaws and membership application from the membership tab.

We’re also on MeWe social media at <https://mewe.com/join/empirecitymc> and on facebook at <https://www.facebook.com/groups/empirecitymc> Please send any articles, classified ads, club event ads, photos or letters to the editor at newsletter@EmpireCityMC.org.

Our physical mailing address is Empire City MC, c/o Ty’s, 114 Christopher St, New York, NY 10014. All material copyright ©MMXXVI Empire City MC, Inc., All rights reserved.





Empire City MC

Motorcycle Week 2026

May 22nd thru June 1st

... are you man enough?



Empire City MC's Annual Motorcycle Weekend is changing to Empire City MC's Motorcycle Week!

For more information, scan this QR code, or visit www.EmpireCityMC.com

